

PITCH

Property Income Trust For Charities



SwissLife
Asset Managers

Environmental, Social and Governance Report

2025

Contents

2025 ESG Highlights	1
Introduction	2
ESG Strategy	3
Managing Sustainability Risks and Resilience	4
Reducing Climate Impact	6
Enhancing Health Safety and Wellbeing	11
Fostering Social Inclusion	12
Increasing Transparency and Stakeholder Engagement	15
Governance	18
Management of the Fund	20
Appendix	21

2025 ESG Highlights

Data Coverage



Continued improvement in environmental data coverage

Decarbonisation



Decarbonisation analysis and progress towards net zero

GRESB*



★★★
Maintained PITCH's strong GRESB Score

UK Social Value Strategy



Contribution to the UK Social Value Strategy

“We are delighted that the Fund’s integrated approach to ESG management continued to deliver positive results in 2025. Notable achievements included further decarbonisation towards our net zero goals, continuing GRESB outperformance and further gains in portfolio energy efficiency. Most pleasing of all is that this has coincided with strong letting activity proving the increasing alignment of responsible investment policies with occupier demand.”

Simon Martindale,
Fund Director of the Property Income Trust for Charities

* GRESB: Global Real Estate Sustainability Benchmark (GRESB).

Introduction

The Property Income Trust for Charities (PITCH) has practiced responsible investment and has had a strict ethical policy since it was launched back in 2004. This reflects Swiss Life Asset Managers UK's longstanding track record of ESG integration as well as the underlying investor base, consisting of a diverse group of charities.

ESG continues to be a critical and strategic priority for PITCH. In October 2025, Christi Vosloo our first Head of UK ESG, was replaced by Miriam Kittinger, who is part of Swiss Life Asset Managers' central ESG team. Miriam works closely with the PITCH Fund Team, ensuring that ESG considerations are embedded in all stages of the investment process and helping to bring a wider, Group perspective to our ESG efforts.

All Swiss Life AM UK employees have ESG and Stewardship Key Performance Indicators (KPIs) included as part of their standard performance objectives, ensuring that financial incentives are linked to ESG performance.

This ESG update outlines progress and actions for the YE 2025. YE 2024 environmental data included in this report has been assured to the AA1000 Assurance Standard, however YE 2025 data has yet to undergo formal data assurance and is subject to change following quality assurance and validation processes.

Responsible Property Investment

We regard Responsible Property Investment (RPI) as a core part of our management approach and define it as the consideration of environmental, social and governance (ESG) issues within our investment process and operations. We integrate ESG criteria, as well as risk factors and financial metrics, into a controlled and structured investment process. We invest selectively, prioritising a high quality of specification on new acquisitions and in the refurbishment and ongoing management of the buildings under our care. We believe this generates long-term risk-adjusted returns, supports climate change mitigation, and aligns our investment goals to those of our investors and stakeholders.

Please find the link to our Responsible Investment Policy [here](#).

**Swiss Life
Asset Managers
PRI scores¹**



81% Policy Governance and Strategy score accredited by PRI

83% PRI score for Real Estate

(1) The topics assessed and scores can be found in the full PRI assessment and transparency reports (see swisslife-am.com/pri-assessment). The PRI accreditations are based on 2025 reporting figures.

ESG Strategy

As part of the Swiss Life Asset Managers UK ESG Strategy development process, we have identified five ESG priority focus areas outlined below. These focus areas form the building blocks of our UK ESG Strategy that is implemented at country, portfolio and asset level.

The focus areas are:



Managing Sustainability Risks and Resilience

Managing sustainability risk and resilience as part of our fiduciary duty.



Reducing Climate Impact

Reducing the climate impact of our real estate products.



Enhancing Health, Safety and Wellbeing

Enhancing health, safety and wellbeing to manage risk and improve the experience at our assets.



Fostering Social Inclusion

Fostering social inclusion as part of our market leader role.



Increasing Transparency and Stakeholder Engagement

Increasing transparency and stakeholder engagement to deliver more value.

Contributing to the following SDGs:



The Sustainable Development Goals (SDGs) are a collection of 17 interlinked goals designed to be a “blueprint to achieve a better and more sustainable future for all”. The SDGs were set in 2015 by the UN General Assembly and are intended to be achieved by 2030.

Included in the following section are ESG updates for the PITCH portfolio, centred around each focus area and tailored to The Fund's specific ESG requirements.

Managing Sustainability Risks and Resilience



We aim to proactively manage sustainability risk to build portfolio resilience and maintain value over the long term.

Compliance and Risk Management

Maintaining compliance with all environmental and sustainability legislation is a priority for PITCH. External consultants advise on entity compliance and significant legislative changes that can impact advisory or discretionary mandates. JLL, as managing agents, are responsible for ESG compliance matters at asset level and report on a quarterly basis to the Fund team or as a matter arises.

External consultants and law firms provide further support with compliance updates, briefings and regular ESG training sessions for Swiss Life AM UK.

Minimum Energy Efficiency Standard (MEES) Risk

Under the Minimum Energy Efficiency Standard (MEES) regulation, since April 2018, landlords are unable to let properties with F and G EPC ratings. From 1 April 2023, this has expanded to capture all existing lettings. The MEES threshold is an EPC in band “E”. It is unlawful to lease or sell any property in England and Wales which does not meet MEES.

The government’s plans for future regulatory targets for the Non-Domestic Private Rented Sector (which are expected to require a minimum EPC of B by 2030) are uncertain – although the trajectory is clearly to see continued improvement.

Regardless, improving EPCs sits well with our desire to enhance the quality of the assets in the portfolio and so we continue to review and improve vacant units that are below an EPC B threshold through refurbishment and seek to work with the tenants of let units to enhance energy efficiency.

Energy Performance Certificates (EPCs) cover 100% of the portfolio and 94% of the portfolio by ERV is rated A-C with 69% rated A-B. Within offices, the proportion of A-B rated properties sits at an impressive 92%.

All units are compliant with the current MEES threshold of E. As of December 2025, the EPC position has improved since last year as we have reduced the number of C and D rated properties through a combination of asset improvements and sales. 12 months ago, only 63% of the portfolio was rated A-B. All the Fund’s residential properties have an EPC of C or above with 90% rated A-B.

Energy Performance Certificates (EPCs)

The table below includes the EPC profile of the PITCH portfolio by percentage of portfolio floor area.

Energy Performance Certificate Rating	% of portfolio floor area
A	24.3%
B	45.0%
C	25.0%
D	5.7%
Coverage	100%

Notes:

EPC data included in this report is valid as of 31 December 2025 and covers 100% of assets under management in PITCH (where EPCs are required).

92% of the Fund's Offices are rated A-B

Flood Risk

In line with our strict Swiss Life AM UK Flood Risk Policy, we assess flood risk for all new acquisitions and document this in our ESG Acquisition Checklist. On a regular basis, we review the flood risk ratings of the portfolio using the Environment Agency (EA) flood maps.

Future flood risk is assessed as part of the portfolio climate risk analysis process (details included below) that we repeat annually. At acquisition, we conduct climate risk screening and we also commission detailed flood risk assessments by specialist advisors where applicable.

Climate Risk

Swiss Life Group are supporters of the Task Force on Climate-related Financial Disclosures (TCFD). During the year under review, Swiss Life merged its Sustainability Report and the previously published climate report (TCFD Report). The latest Sustainability report is [available here](#).

Swiss Life AM UK, as the managers of PITCH, are acutely aware of both the physical and transition risks posed by a result of climate change. As a result, we assess physical and transition risks for both standing investments and new acquisitions.

Integrating Flood and Climate Risk into our Investment Process

Standing Investments

As part of a Division-wide project, we conduct climate risk analysis of the portfolio on an annual basis – assessing both physical and transition risk exposure.

This Real Estate Climate Value-at-Risk tool assesses current and future exposure to the following physical hazards: coastal flooding, fluvial flooding, tropical cyclones, extreme heat, extreme cold and wildfire. Physical risks are assessed based on the geolocation of assets and their increased or decreased exposure to individual hazards as a consequence of climate change.

Transition risk (specifically policy or regulatory) risk is assessed based on the carbon intensity of an asset and the gap to meeting sector specific emission reduction targets.

We have incorporated findings into our annual internal ESG Risk Reporting, where areas for further analysis are identified and actions assigned.

New Acquisitions

We undertake extensive sustainability due diligence on all acquisitions. This includes an assessment of climate risk including flood risk.

We also undertake net zero carbon assessments for all acquisitions to better understand the asset’s energy performance potential, and the cost to improve the asset in line with net zero carbon operational targets.



Aylesford (Industrial)



Lichfield (Residential)

Reducing Climate Impact



Comprehensive environmental data is key to providing an accurate understanding of performance and to informing targeted actions.

Data Management and Monitoring

Obtaining comprehensive and high quality ESG data is an ongoing and industry-wide challenge and consequently, also a challenge for PITCH. Tenant data can be particularly difficult to obtain due to the nature of Full Repairing and Insuring (FRI) lease terms, where tenants are responsible for the procurement of their utilities and do not have an obligation to share this data. PITCH holds a relatively high proportion of single let assets on FRI lease terms (with limited landlord control or restricted access to energy data).

Improving data collection, coverage, management and monitoring is a priority for PITCH. Comprehensive environmental data is key to providing an accurate understanding of performance and to informing targeted actions.

To further improve our data coverage, we have appointed a third-party to automate tenant data collection, subject to tenant permissions. This technology will automatically collect tenant data directly from the supplier or national database and further support the aim of collecting quality whole building data.

To support the implementation of this solution, the PITCH Fund Team and managing agents continue to engage tenants on data sharing to obtain signed Letters of Authority or collect data via manual means.

The table below outlines PITCH's current data coverage and progress to date:

Data Coverage	YE 2018	YE 2019	YE 2020	YE 2021	YE 2022	YE 2023	YE 2024
Energy	20%	34%↑	54%↑	56%↑	72%↑	89%↑	96%↑
GHG	26%	35%↑	55%↑	53%↓	70%↑	90%↑	96%↑
Water	11%	18%↑	45%↑	30%↓	51%↑	41%	47%↑
Waste	14%	22%↑	32%↑	49%↑	62%↑	55%↑	60%↑

Note: Assured data for 2025 will be available in Summer 2026

Net Zero Carbon

Swiss Life AM UK, as investment manager of the Property Income Trust for Charities (PITCH), has a duty to take practical steps to decarbonise, future-proof and maintain value of the real estate portfolios under our care. As a result, building climate resilience and developing a clear pathway to net zero carbon has been a primary focus for Swiss Life Asset Managers UK and our parent company, Swiss Life Asset Managers ("The Division") and Swiss Life Group ("The Group"). In 2021, we commenced a Division-wide project to develop a decarbonisation pathway, with the analysis based on the CRREM (Carbon Risk Real Estate Monitor) tool. This culminated in a Divisional commitment to reduce the carbon intensity (kgCO₂e/m²) and for the Group's proprietary direct real estate portfolio we committed to a minimum reduction of 20% by 2030 (measured against a 2019 baseline), in line with the aims of the Paris Agreement.

In May 2022, the Division became signatories of the Net Zero Asset Managers Initiative (NZAMi), reinforcing its commitment to supporting the goal of net zero greenhouse gas emissions by 2050 or sooner, in line with global efforts to limit warming to 1.5 degrees Celsius; and to support investment aligned with net zero emissions by 2050 or sooner.

96% Energy data coverage (Scope 1,2 and 3).

PITCH's Commitment

In 2022, we advanced the analysis for PITCH, whilst progressing our programme of asset and portfolio level net zero actions in line with our parent

company's commitment to the NZAMi. We set out the Fund-level commitment below:

The Property Income Trust for Charities (PITCH) is committed to the goal of limiting warming to 1.5 degrees by 2050 or sooner and taking practical steps to manage the portfolio in line with these aims.

By 2030

we aim to reduce the carbon intensity (kgCO₂e/m²) of the portfolio by 32%* across scope 1, 2 and 3 greenhouse gas emissions and to disclose our progress.

By 2050

(or sooner), our commitment is for the Property Income Trust for Charities portfolio to be net zero carbon.

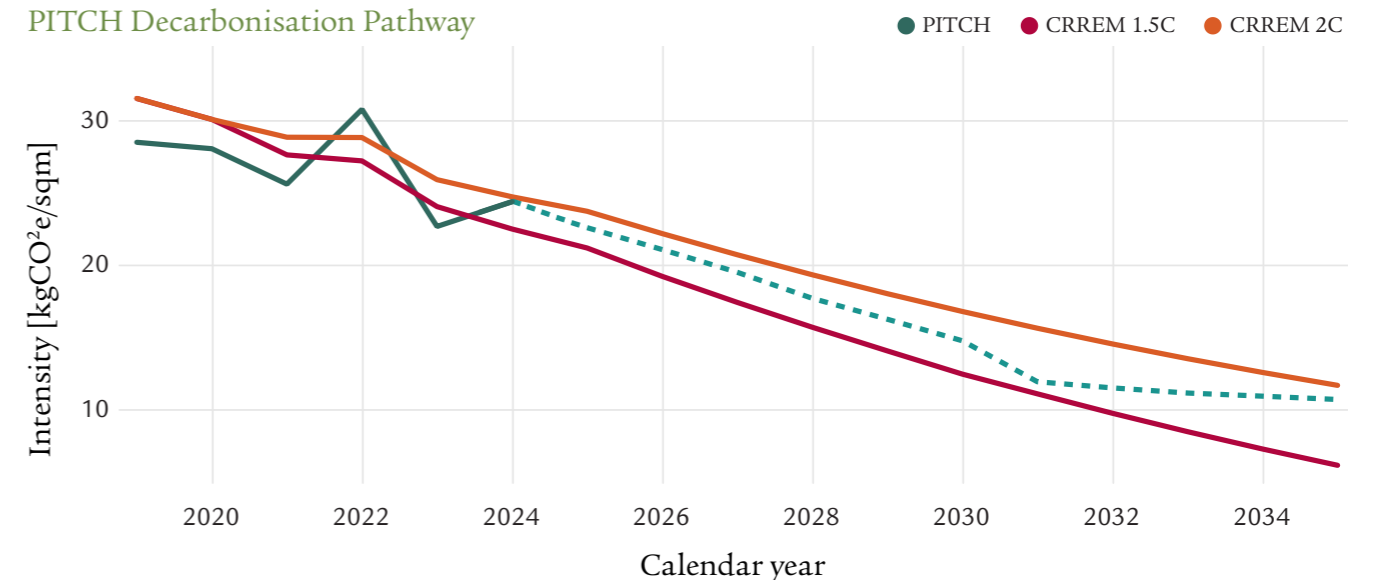
2025 Update

Decarbonisation Dashboard Analysis

Throughout 2025 we continued to update the information associated with our decarbonisation dashboard. The data dashboard and its assumptions are revised on an annual basis and we aim to continually improve data quality, coverage and cost estimations. The purpose of the tool is to assist the fund teams in their asset management initiatives and investment decisions.

A 21% reduction has been achieved since 2019*. Progress is monitored on an annual basis via the decarbonisation dashboard tool. Please find below our most recent decarbonisation pathway:

PITCH Decarbonisation Pathway



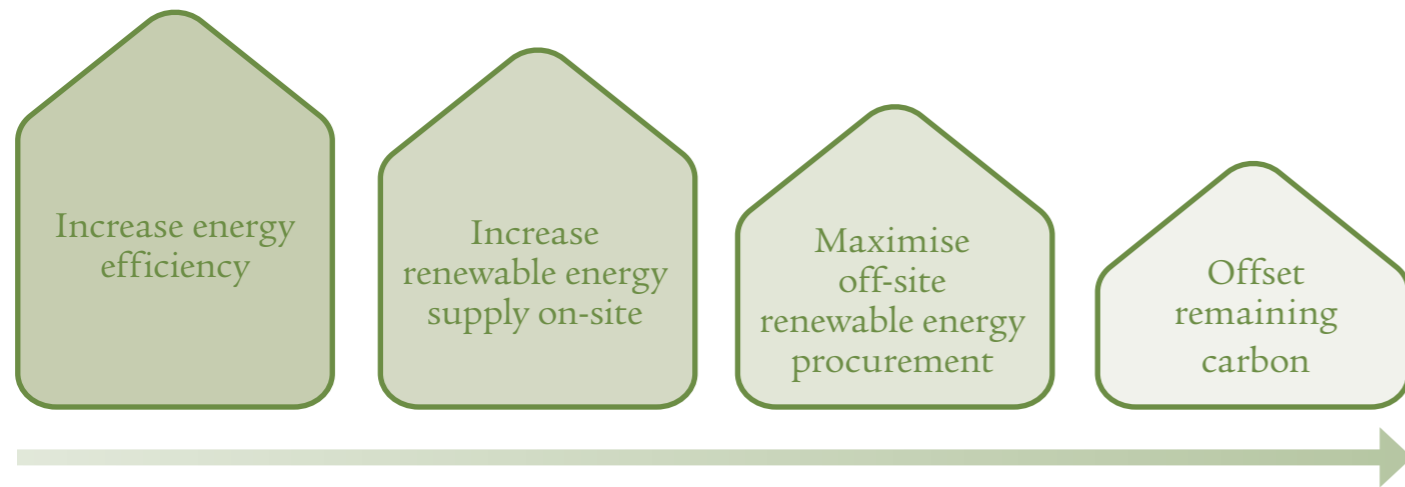
Note: Current 2025 data is based on estimates using 2024 data adjusted for portfolio composition changes.

* Against a 2019 baseline.

Reducing Climate Impact continued...

PITCH's Approach

Our decarbonisation strategy follows the operational net zero carbon hierarchy, of:



Road to net zero carbon buildings¹

The decarbonisation tool includes a high-level assessment of cost. Many measures are met through standard maintenance and system replacement, whilst other energy reduction and carbon saving measures, e.g. LED lighting and solar PV installations, offer attractive payback periods. Energy and carbon reduction measures are included as part of our standard approach to refurbishment and enhancing the assets' sustainability credentials. As we undertake more asset level net zero audits, our view on expected costs will become more exacting, which will improve over time.

PITCH's decarbonisation strategy is not static, it will evolve as our approach to net zero carbon is enhanced, new and improved solutions become available, and we improve our energy data coverage across the portfolio. We will proactively report on changes and updates as and when appropriate.

By having a clear understanding of our pathway to net zero, we will be able to plan carefully, prioritise effectively, and utilise all the decarbonisation levers available, in order to make informed investment decisions and maintain value and performance for our PITCH investors over the long term.

“During 2025 we upgraded four buildings with EPCs C-D to A, two achieving A+.”

Simon Martindale, PITCH Fund Director

(1) Source: 2021, The 10 Green Building Principles aiming to get real estate to net zero, World Economic Forum.

Integrating ESG into our Investment Process

Investment Acquisition

As part of standard practice, Swiss Life AM UK conducts rigorous ESG and sustainability due diligence prior to any purchase.

The Swiss Life AM UK ESG Acquisition Checklist is completed as part of due diligence for all new acquisitions. The checklist covers a comprehensive list of ESG areas including (but not limited to):

Environmental

Green Building Certification

Energy sources

On-site renewable energy

Building system information and characteristics

Environmental consumption data

EPC

Climate risks analysis

Net zero carbon assessment

Social

Inclusion: accessibility

Wellbeing: tenant satisfaction

Governance

Smart Meters

Green Lease Clauses

Controversial tenants

In consideration of future requirements and our net zero carbon ambitions, since 2021 we have also included net zero carbon screening as part of the standard due diligence process.

Improvements and Refurbishments

Swiss Life AM UK has a Sustainable Development and Refurbishment Guide that is used to guide all refurbishment projects ensuring that during each refurbishment, strong sustainability credentials and efficiency improvements are targeted. Swiss Life AM UK aims for sustainability best practice on all refurbishments.

We have also assembled a guide covering Sustainable Fit-Outs that is available to all of our tenants and contractors to assist with this process. The guides include sustainable design considerations in terms of specification and materials, layout, supply chain and flexibility as well as energy and waste considerations.



Lichfield (Residential)

Reducing Climate Impact continued...

Integrating ESG into Operations

The table below outlines how ESG initiatives are integrated into the ongoing management and operations of the PITCH Portfolio:

Initiative	Actions																				
Green lease clauses	<p>The PITCH Team engage with tenants to try and include green lease clauses in all new lettings and lease renewals. These clauses help address ESG compliance, energy, water and waste data sharing and co-operation on ESG matters. Currently 58% of all portfolio income is subject to a green lease.</p> <p>This negotiation remains challenging (as experienced across the industry), given landlords cannot oblige tenants to share data. However, we have had success with automated tenant data solutions and find that it provides a useful and practical solution to overcoming some of the data sharing challenges.</p>																				
On-site renewable energy	<p>The PITCH Team is actively seeking to increase the number of solar PV installations across the Fund, with careful consideration for the net zero carbon hierarchy. Solar PV installations will be considered during planned refurbishment projects where we aim for best practice energy and carbon reduction measures. Solar installations will also be considered as standalone installations, for both existing and future acquisitions, engaging with our tenants to obtain approval where required.</p>																				
Renewable Tariffs	<p>Electricity at landlord-controlled assets within the PITCH portfolio is supplied by a 100% renewable tariff. In terms of the current contract, the power used over the course of the year is fully matched with Renewable Energy Guarantees of Origin (REGOs) from wind, solar and hydro sources. Increasingly, a PPA backed, time matching product is being used which better supports the roll out of new renewable energy infrastructure.</p>																				
Electric Vehicle Charging	<p>The PITCH Team is working to increase the number of EV charging points across the portfolio, enabling the transition to low/no emission vehicles. We seek to include these into all major refurbishments.</p>																				
Green Building Certification	<p>We target strong certification standards in refurbishment projects in alignment with our Swiss Life Asset Managers UK Sustainable Development & Refurbishment Guidelines. For standing investments green building certifications are targeted on a case-by-case basis where applicable and of value.</p> <p>Please see the table below outlining current green building certification coverage for PITCH:</p> <table border="1"> <thead> <tr> <th>Certification</th> <th>Number of Assets</th> <th>Area (sqft)</th> <th>% of total area (all properties)</th> </tr> </thead> <tbody> <tr> <td>BREEAM/New Construction</td> <td>5</td> <td>279,808</td> <td>10%</td> </tr> <tr> <td>BREEAM/In Use</td> <td>7</td> <td>840,725</td> <td>29%</td> </tr> <tr> <td>WiredScore</td> <td>2</td> <td>134,654</td> <td>5%</td> </tr> <tr> <td>ActiveScore</td> <td>1</td> <td>75,373</td> <td>3%</td> </tr> </tbody> </table>	Certification	Number of Assets	Area (sqft)	% of total area (all properties)	BREEAM/New Construction	5	279,808	10%	BREEAM/In Use	7	840,725	29%	WiredScore	2	134,654	5%	ActiveScore	1	75,373	3%
Certification	Number of Assets	Area (sqft)	% of total area (all properties)																		
BREEAM/New Construction	5	279,808	10%																		
BREEAM/In Use	7	840,725	29%																		
WiredScore	2	134,654	5%																		
ActiveScore	1	75,373	3%																		

Enhancing Health Safety and Wellbeing



Enhancing health safety and wellbeing to manage risk and improve the experience at our assets.

Swiss Life AM UK has been accredited as a Living Wage Employer by the Living Wage Foundation since 2021. The Real Living Wage is the only UK wage rate that is voluntarily paid by 15,000 UK businesses who believe their staff deserve a wage which meets basic everyday needs. Swiss Life AM UK's Living Wage accreditation demonstrates not only a commitment to our employees, but also to those who work in our supply chain, ensuring they are paid the 'real Living Wage'.

In 2025 all employees working at our multi-let assets (the only ones where JLL engage staff on behalf of the fund) received at least the Real Living Wage.



Fostering Social Inclusion



Fostering social inclusion as part of our market leader role.

UK Social Value Strategy and Community Fund in partnership with PITCH

In 2023, Swiss Life AM UK launched the 'Empowering Places' UK social value strategy and community fund, in partnership with PITCH. As investors in the built environment, we feel the 'S' (Social) within ESG is an area where we can make a significant contribution. Therefore, our strategy is focused on delivering social impact in the places in which we invest, aiming to tackle inequalities affecting towns and cities across the UK. In assessing this, we rely on local authority data and the close community connections of local charities, so that we have a clear understanding of the needs within the communities. Through our strategy we aim to make a substantial contribution to these focus areas by supporting local community projects, and by using our influence within our supply chain and with our stakeholders.

Focus Areas of our UK Social Value Strategy:



1 Creating healthy, sustainable and inclusive communities in and around our assets



2 Promoting access to education and skills for underserved groups



3 Creating an inclusive economy within our value chain and collaborating with our partners to maximise impact

Delivering on This Commitment

We are delivering on this commitment through Swiss Life AM UK's Community Fund that was launched in partnership with PITCH. This included a commitment of £20,000 in 2025 to support local community projects and causes, with £10,000 from SLAM UK and £10,000 from PITCH. This will cover a two-year period encompassing 2025 and 2026 with the PITCH donation comprising the usual annual amount of £5,000 for each year (both paid in 2026).



Fostering Social Inclusion continued...

We furthered our commitment to fostering social inclusion in 2025 by continuing our ‘place-based’ social value strategy, “Empowering Places”, aiming to tackle challenges caused by the geographical inequality affecting towns and cities across the UK.

In 2025, following portfolio analysis and assessment of local needs, Greater Manchester was selected as the next location for our social value initiative. Greater Manchester has the lowest score overall on the deprivation scale, with a particularly low Health and Crime ranking.

Local needs assessment

(1= Most Deprived, 317 = Least Deprived)	Rank	Income Rank	Employment Rank	Education Rank	Health Rank	Crime Rank	Barriers Rank	Living Rank
Manchester	2	14	46	63	4	1	32	46

Greater Manchester region has the second highest geographical portfolio weighting across all Swiss Life AM UK funds, and PITCH has several significant property holdings in the region.



We selected **Forever Manchester Community Foundation** as our key community partner for 2025. Forever Manchester collated a shortlist of community projects, which were submitted to our internal Charity Committee for selection.

Consequently, we committed to fully **funding four projects over 2025 and 2026**, with the following community-based charities:

Dancing With Dementia

Dancing with Dementia deliver social, music-based events to enrich the lives of people living with dementia and their carers.



Youth Elements CIC is a youth-led organisation supporting young people from minority and disadvantaged backgrounds. Their “Rise & Thrive” project delivers accredited life-skills workshops, mentoring, career sessions, and a team-building retreat to build confidence, employability, and resilience.



Down's Syndrome Manchester is a member-led charity offering wide-ranging support to people with Down's syndrome and their families, including therapy-based sessions, social groups, family support, and training.



Bold St3p C.I.C is a community organisation supporting women from minority backgrounds, through their mental health focused wellbeing sessions.

Increasing Transparency and Stakeholder Engagement



We are committed to transparent reporting and continual improvement on ESG.

Industry Initiatives and Reporting

Swiss Life Asset Managers plays an active role in a number of industry bodies and memberships that support the advancement of ESG.

We are a member of the following:

Swiss Life Group:

- UN Global Compact (UNGC)
- UNEPFI Principles for Sustainable Insurance (PSI)

Swiss Life Asset Managers:

- UN Principles for Responsible Investment (UN PRI)
- Global Real Estate Sustainability Benchmark (GRESB)
- Institutional Investors Group on Climate Change (IIGCC)

The full list of industry memberships is available [here](#).

ESG Reporting

Swiss Life Group publishes an annual **Sustainability Report** and Swiss Life Asset Managers publishes a **Responsible Investment Report** or update annually.

Task Force on Climate-related Financial Disclosures (TCFD)

The Swiss Life Group have been supporters of the recommendations of the Task Force on Climate-related Financial Disclosures (TCFD) since 2018 and are reporting in line with the recommendations.

Please find the Swiss Life Group response to TCFD available [here](#).

United Nations Principles for Responsible Investment (UN PRI)

Both the Swiss Life Group and Swiss Life Asset Managers have been signatories to the PRI since 2018. In addition to issuing an annual progress report and publishing sustainability information, Swiss Life also participates in networking activities such as PRI roundtables.

Please find the Swiss Life UN PRI transparency report available [here](#).

UK Stewardship Code

Swiss Life AM UK was amongst the first signatories – and one of the first real estate investment managers – accepted to the UK Stewardship Code in 2020. We have successfully retained our signatory status for the past five years running.



Increasing Transparency and Stakeholder Engagement continued...

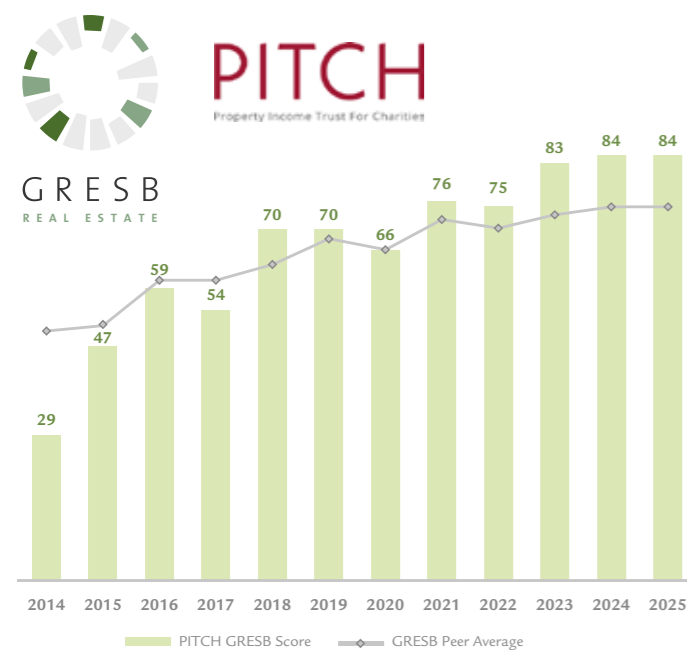
Global Real Estate Sustainability Benchmark (GRESB)

The Global Real Estate Sustainability Benchmark (GRESB) has developed over the past several years to become the dominant measure or benchmark for assessing overarching Environmental, Social and Governance (ESG) management and performance of property funds. PITCH has participated in GRESB for the past 12 years and we have made substantial progress over this period.

In 2025 the Fund achieved a score of 84 (out of 100) and three stars out of five, placing the fund in the upper quartile of its GRESB peer group. The key improvement areas for PITCH are: energy, water and waste data coverage and green building certification. The Fund Team and the property managers are focussed on driving the sustainability programme forward through implementation of asset level initiatives that improve the ESG credentials of the assets and further support GRESB reporting. PITCH intends to participate in GRESB in 2026 for the 13th consecutive year.

Please find the 2025 GRESB Results Report available [here](#). More information on GRESB and its methodology can be found [here](#).

PITCH Fund GRESB Track Record (2014-2025)



GRESB 2025 Scores:
PITCH achieved a score of 84 (out of 100) and three stars



Stakeholder Engagement

'Increasing transparency and stakeholder engagement' is one of the five priority focus areas of our strategy, as collaboration and engagement with our key stakeholders is fundamental to ensuring successful ESG outcomes. Depending on the type of engagement, the Fund Director, Head of Asset Management and Head of UK ESG play pivotal roles in the process.

Property managers, tenants, suppliers and investors are considered the primary stakeholders of the PITCH portfolio.

Property Managers

Implementation of property level ESG initiatives for PITCH centres on collaborating with our managing agents to deliver on our sustainability programme.

In 2021, we commenced a process to clearly define sustainability standards, expectations and reporting requirements for property managers. The PITCH property managers are pivotal to ESG implementation and ESG improvement for the Fund. The Property Managers, are responsible for the maintenance of the ESG Logbooks for all assets where we have operational control. The Logbooks, alongside regular reporting and monthly meetings, form the foundation of the sustainability programme, ensuring momentum is maintained and actions implemented.

PITCH is ranked **17th out of a peer group of 73** in 2025.

Tenants

PITCH benefits from a lean property portfolio with fewer assets, allowing the Fund's management team to maintain regular dialogue with its tenants, to foster close tenant relationships and to obtain direct and actionable feedback from occupiers.

We seek to incorporate green lease terms in all leases. Green lease clauses are included in the standard lease offered as part of all new lettings. The clauses typically cover automatic data collection, collaboration and co-operation with the landlord to support improvement works and to ensure that the Energy Performance Certificate (EPC) is improved or maintained. During these negotiations, we explain the rationale and intention of these clauses to encourage that these are retained in the lease agreement.

We regularly engage with tenants on various ESG initiatives: e.g. the installation of roof mounted solar, conducting energy audits, energy and carbon reduction measures and data sharing. Data sharing is a key priority as this supports implementation of automated tenant data collection solutions, and collaboration on sustainability initiatives that will improve the ESG performance of the occupied properties. We request environmental performance data from tenants on an annual basis and encourage the signature of Letters of Authority to automate data collection via our ESG data management system.

We also undertake regular tenant surveys to seek formal feedback to improve assets in line with tenant requirements and sustainability expectations. This allows us to obtain direct and actionable feedback from occupiers about their future requirements.

We have developed a Sustainable Fitout Guide for tenants, to encourage sustainable fitouts and provide additional guidance. The managing agents provide this to any new tenant in the PITCH Fund.

We engage with our tenants regularly on ESG matters, sharing occupier sustainability newsletters/updates and sustainability is a standing agenda item at property manager and tenant meetings.


Suppliers

As a responsible investor, we recognise the influence we have within our supply chain and are committed to ensuring that ESG and responsible property investment principles are integrated throughout. We aim to work with suppliers that are aligned with our ESG ambitions, with this forming a key consideration in our procurement decisions.

In 2022, we began to ask all material suppliers to sign The Swiss Life AM Supplier Code of Conduct. All new, material, suppliers are asked to sign this code of conduct prior to contract signing. This code of conduct sets out our minimum ESG expectations of all suppliers or third-party contractors, that are working with or on behalf of Swiss Life AM UK. This practice has been maintained throughout 2025.

We undertake regular sustainability reviews of the Fund's suppliers and their approach to ESG, to ensure that they have a compatible approach to our own. A detailed sustainability survey is provided, responses reviewed, and any suppliers failing to meet minimum expectations are engaged with as required.

In addition, in 2025, The PITCH Fund was accredited as a Living Wage Employer, which involved extensive review and engagement with our supply chain.



Watford (Office)

Governance

As a responsible investor, it is essential that we adhere to high standards of conduct in our business dealings. We cannot expect or encourage our stakeholders to operate ethically and with probity unless we do so ourselves.

Industry Standard Reporting

1. United Nations Principles of Responsible Investment (UNPRI)
2. Association of Real Estate Funds (AREF)
3. Global Real Estate Sustainability Benchmark (GRESB)
4. 2020 UK Stewardship Code



Swiss Life AM UK Limited is an FCA regulated business and an approved Alternative Investment Fund Manager (AIFM). We are also signatories to UN PRI and a member of the Association of Real Estate Funds. We adhere to their principles and believe that a good understanding of regulation and policy requirements demonstrates responsible risk management.

Alternative Investment Fund Managers Directive (AIFMD)

The AIFMD was transposed into UK Law on 22 July 2013. The Manager is authorised by the FCA to manage both authorised and unauthorised Alternative Investment Funds (AIFs). PITCH is considered an AIF and as such the Manager is required to comply with the disclosure, reporting and transparency obligations of the AIFMD.

The Manager's remuneration Policy:

- Aims to promote sound and effective risk management and discourage risk-taking that exceeds the level of risk tolerated by the Manager and the AIFs it manages.
- Is in line with the business strategy, objectives, values and long-term interests of the Manager, the AIFs and their investors.
- Aims to reward performance and retain talented employees.

The Manager has established a Remuneration Committee to ensure the requirements of the AIFM Remuneration Code are met proportionately for AIFM Remuneration Code Staff.

The aggregate total remuneration paid to the AIFM Remuneration Code Staff of The Manager for the accounting period was £1,311,400 (2024: £1,323,513), all of which was paid to senior management. The AIFM Remuneration Code Staff provide services to other funds managed or advised by the Manager, and are included in this disclosure as their professional activities are considered to have a material impact on the risk profile of the Manager and/or PITCH.

Swiss Life Asset Managers UK Investment Risk Committee

Responsibility for the implementation of Swiss Life AM UK investment risk processes sits with the Investment Risk Committee (IRC).

Our risk management framework covers our entire investment process. The IRC is central to this framework and has the following responsibilities:

- Approval of all purchases and sales
- Monitor and ensure all transactional activity is in accordance with pre-agreed strategy and risk parameters
- Review and approve the Investment Strategy annually
- Overall responsibility for implementing ESG strategy

On an annual basis, the investment report will also include comments on the stress testing of the assumptions that underpin the annual hold-sell analysis and prospective base case Internal Rate of Return.

These assumptions are stress tested under a number of different economic scenarios that have been outlined by Property Market Analysis in order to determine the Fund's resilience to a change in market conditions.

PITCH Investors' Committee

The Investors' Committee (IC) has been established to represent the Unitholders and is primarily drawn from representatives of the investors. It holds quarterly meetings with the Manager and the Trustee.

The IC approves all transactions (both acquisitions and sales) and also monitors risk parameters on a quarterly basis. The IC monitors the tenants in the property portfolio, according to the Fund's stated policy, and ensures that none are involved in any activity which would likely bring the Fund into disrepute with its investors or wider stakeholders. This would include careful consideration of those companies whose primary business is in the production of alcohol, tobacco, armaments, gambling, pornography and the sex industry or involved in other matters that may also be considered by the IC to be relevant and are therefore judged on a case by case basis. Further details of the current members of the Investors Committee are shown on [page 8](#).

UK Stewardship Code

Effective from 1 January 2020, the Financial Reporting Council's ("FRC") UK Stewardship Code (the "Code") was updated to be applicable to a broader range of investment strategies, such as real estate and infrastructure. It also reflects the increasing importance of environmental factors, particularly climate change, as well as social and governance factors as material issues for asset managers to consider when making investment decisions.

In the 2020 version, the Code defines stewardship as "the responsible allocation, management and oversight of capital to create long-term value for clients and beneficiaries leading to sustainable benefits for the economy, the environment and society". The Code has 12 Principles and the FRC requires that firms intending to be signatories to the Code must produce an annual Stewardship Report explaining how they have applied the Principles of the Code in the previous twelve months. The FRC will evaluate reports against an assessment framework and those meeting the reporting expectations will be listed as signatories.

Swiss Life AM UK has adopted the Principles of the UK Stewardship Code 2020. We were included as one of the first real estate Investment Managers accepted as a signatory in September 2020, retaining our signatory status for 5 consecutive years.



Swiss Life AM UK was one of the first real estate investment managers to be accepted to the UK Stewardship Code in 2020 now retaining our signatory status for 5 consecutive years.

Management of the Fund



Simon Martindale

Fund Director



Tim Mun

Co-CEO & CIO Swiss Life AM UK



Scott Fawcett

Head of Asset Management



James Lloyd

Head of Charities and Endowments



Laura Sweet

Fund Manager



Charlotte Eversfield

Investment Associate,
Charities and Endowments



Frances Spence

Executive Director,
Head of UK Research, Strategy
and Risk



Georgie Lockwood

Sales Team Assistant



Miriam Kittinger

Head of UK ESG & Divisio
ESG Manager, Real Estate



Tim Cridland

Executive Director, Finance Director



Louisa Gulati

Fund Financial Controller



Kailash Doorga

Fund Financial Controller

Further information on the Management Team can be found at: <https://www.pitch-fund.co.uk/en/home/meet-the-team.htm>

Appendix

Environmental Performance Data (Unaudited)

The tables below set out the Funds environmental performance for the 2023-2024 calendar years.

Absolute Energy Consumption

The table below sets out total landlord obtained energy consumption by sector from the Swiss Life AM UK PITCH Fund managed assets.

Sector	Total electricity consumption (kWh)		Total fuel consumption (kWh)	
	2024	2025	2024	2025
Office	3,699,262	3,448,088	2,320,611	2,018,220
Data Coverage (assets reported / total)	9/9	8/8	6/6	6/6
Retail	17,005	22,088	N/A	N/A
Data Coverage (assets reported / total)	1/1	1/1	N/A	N/A
Total	3,716,267	3,470,177	2,320,611	2,018,220
Data Coverage (assets reported / total)	10/10	9/9	6/6	6/6

The data excludes assets confirmed with no gas supply (where gas consumption is not applicable) and reflects assets reported within each year, adjusted for portfolio changes including acquisitions and disposals.

Like-for-Like Energy Consumption

The table below sets out the like-for-like landlord obtained energy consumption by sector from the Swiss Life AM UK PITCH Fund managed assets.

Sector	Total electricity consumption (kWh)			Total fuel consumption (kWh)			Energy Intensity (kWh/m ² /yr)		
	2024	2025	% Change	2024	2025	% Change	2024	2025	% Change
Office	3,494,311	3,320,686	-5%	2,022,348	1,740,804	-14%	126	115	-8%
No. of Assets in LFL Scope	7			5					
Retail	17,005	22,088	30%	N/A	N/A	N/A	20	26	30%
No. of Assets in LFL Scope	1			N/A					
Total	3,511,317	3,342,774	-5%	2,022,348	1,740,804	-14%	146	141	6%
No. of Assets in LFL Scope	8			5					

The data includes assets held across both reporting periods with sufficient 24-month data availability. It includes only assets with complete electricity and fuel (gas) data where applicable. Assets are excluded where they were sold during the reporting period or where sufficient historical data is not available for comparison.

Appendix

Location-Based Greenhouse Gas Emissions

The table below sets out the Swiss Life AM UK PITCH Fund managed assets location based greenhouse gas emissions by sector.

Sector	Absolute emissions (tCO ₂ e)		Like-for-Like (LFL) emissions (tCO ₂ e)			Absolute Intensity (tCO ₂ e/m ²)			LFL Intensity (tCO ₂ e/m ²)		
	2024	2025	2024	2025	% Change	2024	2025	% Change	2024	2025	% Change
Office											
Scope 1	424	369	370	318	-14%	0.010	0.009	-13%	0.010	0.008	-14%
Data Coverage (assets, reported/total)	6/6	6/6		5							
Scope 2	766	610	723	588	-19%	0.015	0.013	-15%	0.016	0.013	-19%
Data Coverage (assets, reported/total)	9/9	8/8		7							
Retail											
Scope 1	N/A	N/A	N/A	N/A	N/A	N/A	N/A	N/A	N/A	N/A	N/A
Data Coverage (assets, reported/total)	N/A	N/A		0							
Scope 2	3.5	3.9	3.5	3.9	11%	0.0006	0.0006	0%	0.0006	0.0006	0%
Data Coverage (assets, reported/total)	1/1	1/1		1							
Total Scope 1	424	369	370	318	-14%						
Data Coverage (assets, reported/total)	6/6	6/6		5							
Total Scope 2	770	641	727	592	-19%						
Data Coverage (assets, reported/total)	10/10	9/9		8							

The data excludes assets confirmed with no gas supply (where gas consumption is not applicable) and reflects assets reported within each year, adjusted for portfolio changes including acquisitions and disposals. LFL analysis includes assets held across both reporting periods with sufficient historical electricity and fuel (gas) data available for comparison.

Appendix

Water Consumption

The table below sets out water consumption from Swiss Life AM UK PITCH Fund managed assets by sector.

Sector	Absolute Water consumption (m ³)		Like-for-Like (LFL) Water consumption (m ³)			Absolute Intensity (m ³ /m ²)			LFL Intensity (m ³ /m ²)		
	2024	2025	2024	2025	% Change	2024	2025	% Change	2024	2025	% Change
Office	14,966	22,041	12,509	21,324	70%	0.28	0.47	66%	0.29	0.49	70%
Data Coverage (assets, reported/total)	9/9	8/8		7							
Retail	N/A	N/A	N/A	N/A	N/A	N/A	N/A	N/A	N/A	N/A	N/A
Data Coverage (assets, reported/total)	N/A	N/A		N/A							
Total	14,966	22,041	12,509	21,324	70%						
Coverage (assets, reported/total)	9/9	8/8		7							

The data reflects assets reported within each year, adjusted for portfolio changes including acquisitions and disposals.

LFL analysis includes assets held across both reporting periods with sufficient historical water consumption data available for comparison.

Waste Tonnes

The table below sets out waste from Swiss Life AM UK PITCH Fund managed assets by disposal route and sector.

	Absolute tonnes	
	2024	2025
Office		
Waste Produced	185	265
Recycled (%)	42%	38%
Diverted from Landfill (%)	100%	100%
Data Coverage (assets reported / total)	8/9	8/8
Retail		
Waste Produced	N/A	N/A
Recycled (%)	N/A	N/A
Diverted from Landfill (%)	N/A	N/A
Data Coverage (assets reported / total)	N/A	N/A
Total		
Waste Produced	185	265
Recycled (%)	42%	38%
Diverted from Landfill (%)	100%	100%
Data Coverage (number of assets)	8/9	8/8

Retail waste data is reported as N/A where waste management is tenant-controlled.

Appendix

Tenant Energy Data 2023/24

The table below sets out tenant energy consumption from SLAM UK's PITCH fund using data reported for Swiss Life Asset Management (SLAM) 2024 and 2025 GRESB submission. 2025 tenant energy data will be collected as part of SLAM's 2026 GRESB submission.

Absolute Energy Consumption (kWh)		
2023	2024	
31,453,066	29,860,114	
Absolute Energy Consumption Coverage (% of total GIA)		
2023	2024	
87%	96%	
Absolute Scope 3: Tenant Emissions (tCO ₂ e)		
2023	2024	
5,901	5,550	
Like-for-Like Energy Consumption (kWh)		
2023	2024	% change
26,106,698	26,522,901	2%
Like-for-Like Scope 3: Tenant Emissions (tCO ₂ e)		
2023	2024	% change
4,803	4,897	2%

Scope & Methodological Notes

Reporting Period, Scope and Boundaries:

The reporting boundary is limited to assets within the Swiss Life Asset Managers (SLAM) UK Property Income Trust for Charities (PITCH) Fund, to include the following property types:

- **Direct operational control:** data is collected and reported for managed assets where PITCH is responsible for payment of utility invoices and/or arrangement of waste disposal contracts.
- **Indirect control (tenant controlled):** data is collected and reported for indirectly managed assets as part of PITCH's annual Global Real Estate Sustainability Benchmark (GRESB) submission where the tenant is responsible for payment of utility invoices and/or arrangement of waste disposal contracts. Note: this data is reported under Scope 3 (indirect emissions).

All environmental performance data reported relates to where there is two years of data available for reporting, in this case, the 2024/25 calendar year for directly managed (operational control) assets and the 2023/24 calendar year for indirectly managed (tenant control) assets. Energy consumption data is reported according to automatic meter reads, manual meter reads or invoice estimates. Where required, missing consumption data has been estimated by pro-rating data from other periods using recognised techniques aligned with the GRESB estimation methodology.

Methodology and Definitions:

GHG emissions calculations: The Fund's greenhouse gas (GHG) emissions inventory is based on the following methodology:

- GHG emissions from energy consumed on-site were produced using conversion factors taken from The International Energy Agency (IEA).
- Aligned with the guidance of the IEA, 2024 emission factors have been applied to the consumption within the reporting period January 2024 - December 2024, and 2025 emission factors to January 2025 - December 2025 accordingly.
- GHG emissions from electricity, gas, district heating and district cooling are calculated using the 'location-based' approach.
- Scope 3 GHG emissions from tenant-procured utility consumption data, including both fuels and purchased energy, have been sourced from the SLAM UK PITCH Fund GRESB 2024 and 2025 submission. This data has been provided directly from the tenant's and SLAM UK's ESG data provider – Etainabl – following a request in April 2025.
- GHG emissions are reported as tonnes of carbon dioxide equivalent (tCO₂e).

Absolute Data: consumption for all assets with both full and partial data coverage (including those that were purchased and/or sold during the reporting period).

Like-for-Like data: consumption data excludes assets where they were not in ownership for the 24 months of the reporting period, or those with insufficient data coverage over the reporting period and assets that have undergone significant change to a degree that would unjustly skew the data set.

Note: Like-for-like analysis considers performance for directly managed assets held for the complete duration of 2024 and 2025 and indirectly managed assets held for the complete duration of 2023 and 2024. It is not adjusted to take occupancy and weather variations into account. This methodology is aligned with the GRESB approach.

Intensity data: Intensities have been calculated for energy (kWh/m²), water (m³/m²) and CO₂ emissions (tCO₂e/m²). Sector total floor area (GIA ft²) has been used as the denominator for intensity for all sector types. These figures are given for both absolute and like-for-like consumption. Like-for-like performance intensity data excludes assets where they were not in ownership for the 24 months of the reporting period, and those with insufficient data coverage over the reporting period.

Water consumption data excludes surface, ground, rainwater or wastewater purchased from another organisation, and relates to utility charges from a municipal supply for consumption and disposal only.

Disclaimer

This report has been prepared for the Swiss Life Asset Managers (SLAM) UK Property Income Trust for Charities (PITCH) Fund for the agreed purpose. Reasonable professional care has been taken in the development of this report. Where our analysis, conclusions and recommendations are based on information provided to us (for example by you and/or a data agent), EVORA cannot be held responsible for the accuracy of this information. We have clearly identified where estimates have been used to provide indications of performance. Estimates are not a guarantee of current or future performance.

We have also indicated where our work is based on certain assumptions, which assumptions were made at a given point in time based upon prevailing industry practices, available technologies and client data. These assumptions may change over time, which could have a resultant impact on any recommendations given. Neither this report nor any other statements or representations by EVORA should be construed by the named client or any third party as legal and/or financial advice. Further, EVORA cannot be held responsible for reliance on the contents of this report by any third parties other than the named client.

PITCH

Property Income Trust For Charities

Property Income Trust for Charities

Swiss Life Asset Managers UK Limited
55 Wells Street, London W1T 3PT

Telephone: +44 20 7495 1929
Email: info@swisslife-am.com

Authorised and regulated by the Financial Conduct Authority (FCA)
Registered in England Company Number 04846209
Registered Address: 55 Wells Street, London W1T 3PT

www.pitch-fund.co.uk